

User's Manual



SELV IP42 EAC CE UK CA

## ■ Features

- Constant voltage design
- Class II power unit, no FG
- Fully isolated plastic case
- IP42 design
- Small and compact size
- Cooling by free air convection
- Protections: Short circuit / Overload / Over voltage
- No load power consumption <0.5W
- 100% full load burn-in test
- Low cost, high reliability
- 2 years warranty

## ■ Applications

- Suitable for LED related fixture or appliance (such as LED Decoration or Advertisement devices)(Note.8)

## ■ GTIN CODE

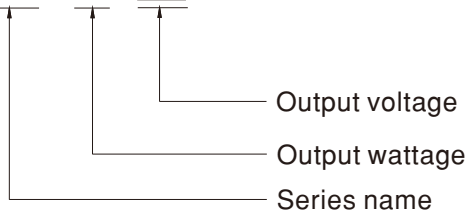
MW Search: <https://www.meanwell.com/serviceGTIN.aspx>

## ■ Description

APV-8E series is one 8W AC/DC constant voltage mode single output LED power supply. It accepts input 180~264VAC and provides three models with different output voltage, 5V, 12V, 24V, respectively, that the small wattage LED applications employ the most frequently. Exploiting Class II design (without FG pin) and adopting the 94V-0 flame retardant plastic enclosure, APV-8E ideally fits the entry-level LED applications.

## ■ Model Encoding

APV - 8E - 24



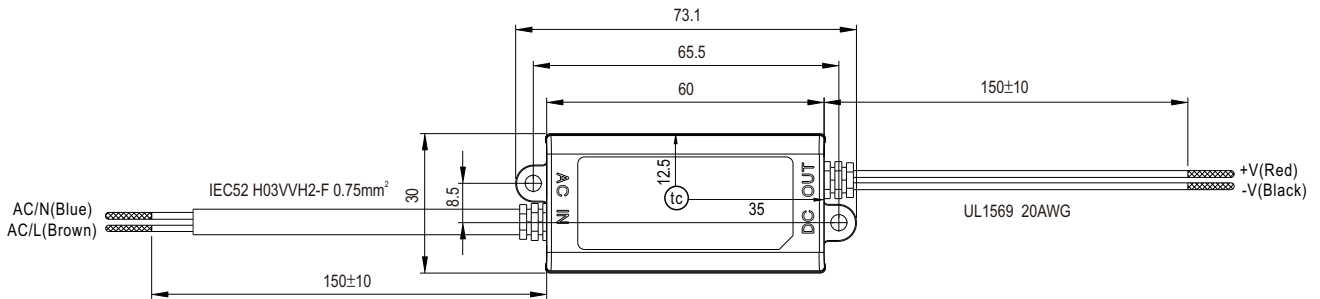


SPECIFICATION


MODEL		APV-8E-5	APV-8E-12	APV-8E-24
OUTPUT	DC VOLTAGE	5V	12V	24V
	RATED CURRENT	1.4A	0.67A	0.34A
	CURRENT RANGE	0 ~ 1.4A	0 ~ 0.67A	0 ~ 0.34A
	RATED POWER	7W	8.04W	8.16W
	RIPPLE & NOISE (max.) Note.2	250mVp-p	250mVp-p	300mVp-p
	VOLTAGE TOLERANCE Note.3	±5.0%		
	LINE REGULATION	±1.0%		
	LOAD REGULATION	±2.0%		
	SETUP, RISE TIME	500ms, 30ms / 230VAC		
HOLD UP TIME (Typ.)	20ms/230VAC at full load			
INPUT	VOLTAGE RANGE Note.4	180 ~ 264VAC	254 ~ 370VDC (Note.6)	
	FREQUENCY RANGE	47 ~ 63Hz		
	POWER FACTOR (Typ.)	PF>0.5/230VAC at full load		
	EFFICIENCY (Typ.)	74%	77.5%	78.5%
	AC CURRENT	0.15A/230VAC		
	INRUSH CURRENT(Typ.)	COLD START 70A(twidth=120µs measured at 50% Ipeak) at 230VAC		
	LEAKAGE CURRENT	0.25mA / 240VAC		
PROTECTION	SHORT CIRCUIT	Hiccup mode, recovers automatically after fault condition is removed		
	OVER LOAD	Above 105% rated output power Protection type : Hiccup mode, recovers automatically after fault condition is removed		
	OVER VOLTAGE	5.75 ~ 6.75V	13.8 ~ 16V	27.6 ~ 32.4V
		Protection type : Shut off o/p voltage, clamping by zener diode		
ENVIRONMENT	WORKING TEMP.	-30 ~ +70°C (Refer to "Derating Curve")		
	WORKING HUMIDITY	20 ~ 90% RH non-condensing		
	STORAGE TEMP., HUMIDITY	-40 ~ +80°C, 10 ~ 95% RH		
	TEMP. COEFFICIENT	±0.03%/°C (0 ~ 45°C)		
	VIBRATION	10 ~ 500Hz, 2G 10min./1cycle, period for 60min. each along X, Y, Z axes		
SAFETY & EMC	SAFETY STANDARDS	EAC TP TC 004, BS EN/EN62368-1 approved; design refer to UL8750, CSAC22.2 No.250.0-08;		
	WITHSTAND VOLTAGE	I/P-O/P:3.75KVAC		
	ISOLATION RESISTANCE	I/P-O/P:>100M Ohms / 500VDC / 25°C / 70% RH		
	EMC EMISSION	Compliance to BS EN/EN55032, BS EN/EN61000-3-2, BS EN/EN61000-3-3, EAC TP TC 020		
	EMC IMMUNITY	Compliance to BS EN/EN55024, BS EN/EN61000-4-2,3,4,5,6,8,11; light industry level(surge 2KV), EAC TP TC 020		
OTHERS	MTBF	9174.1K hrs min. Telcordia SR-332 (Bellcore); 1431.3K hrs min. MIL-HDBK-217F (25°C)		
	DIMENSION	60*30*23.5(L*W*H)		
	PACKING	0.05Kg; 144pcs/7.6Kg/0.70CUFT		
NOTE	<p>1. All parameters NOT specially mentioned are measured at 230VAC input, rated load and 25°C of ambient temperature.</p> <p>2. Ripple &amp; noise are measured at 20MHz of bandwidth by using a 12" twisted pair-wire terminated with a 0.1uf &amp; 47uf parallel capacitor.</p> <p>3. Tolerance : includes set up tolerance, line regulation and load regulation.</p> <p>4. Derating may be needed under low input voltage. Please check the static characteristics for more details.</p> <p>5. The power supply is considered as a component that will be operated in combination with final equipment. Since EMC performance will be affected by the complete installation, the final equipment manufacturers must re-qualify EMC Directive on the complete installation again.</p> <p>6. When applying DC voltage for input, please connect the brown input wire to the positive side whereas blue input wire to the negative side.</p> <p>7. The ambient temperature derating of 3.5°C/1000m with fanless models and of 5°C/1000m with fan models for operating altitude higher than 2000m(6500ft).</p> <p>8. This product is not intended for LED lighting luminaire applications in the EU.(In the EU the LPF/NPF/XLG series are recommended.)</p> <p>9. For any application note and IP water proof function installation caution, please refer our user manual before using. <a href="https://www.meanwell.com/Upload/PDF/LED_EN.pdf">https://www.meanwell.com/Upload/PDF/LED_EN.pdf</a></p> <p>※ Product Liability Disclaimer : For detailed information, please refer to <a href="https://www.meanwell.com/serviceDisclaimer.aspx">https://www.meanwell.com/serviceDisclaimer.aspx</a></p>			

■ Mechanical Specification

Unit:mm

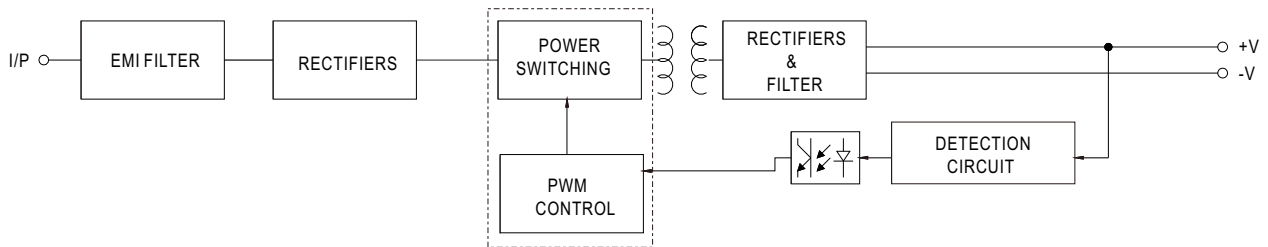


• (tc) : Max. Case Temperature

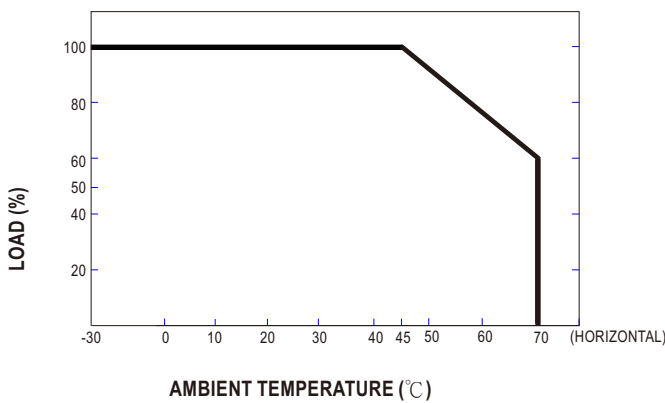


■ Block Diagram

fosc : 67KHz



■ Derating Curve



■ Static Characteristics

